


# LPD HOME

## ASSEMBLY INSTRUCTION

### ATTICUS CHAIR

Please read before you continue further.

PLEASE KEEP THE ORIGINAL PACKAGING UNTIL THE ITEM IS FULLY ASSEMBLED AND IN PLACE. IN TIME UNLIKELY EVENT THAT YOU NEED TO RETURN YOUR PRODUCT. IT MUST BE RETURNED IN ITS ORIGINAL PACKAGING TO AVOID FURTHER DAMAGE. FAILURE TO FOLLOW THESE PROCEDURES, NO RETURNS WILL BE ACCEPTED.



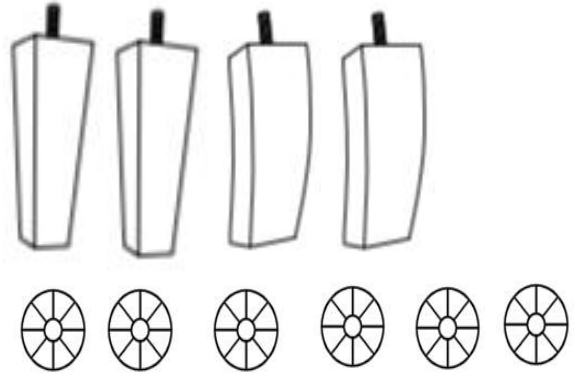
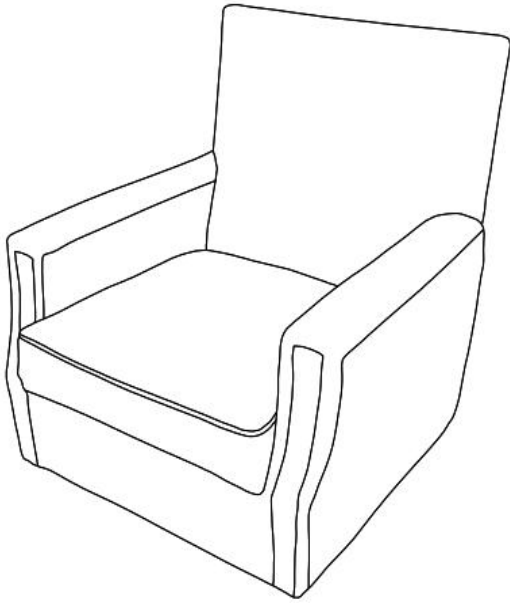
A×2



B×2

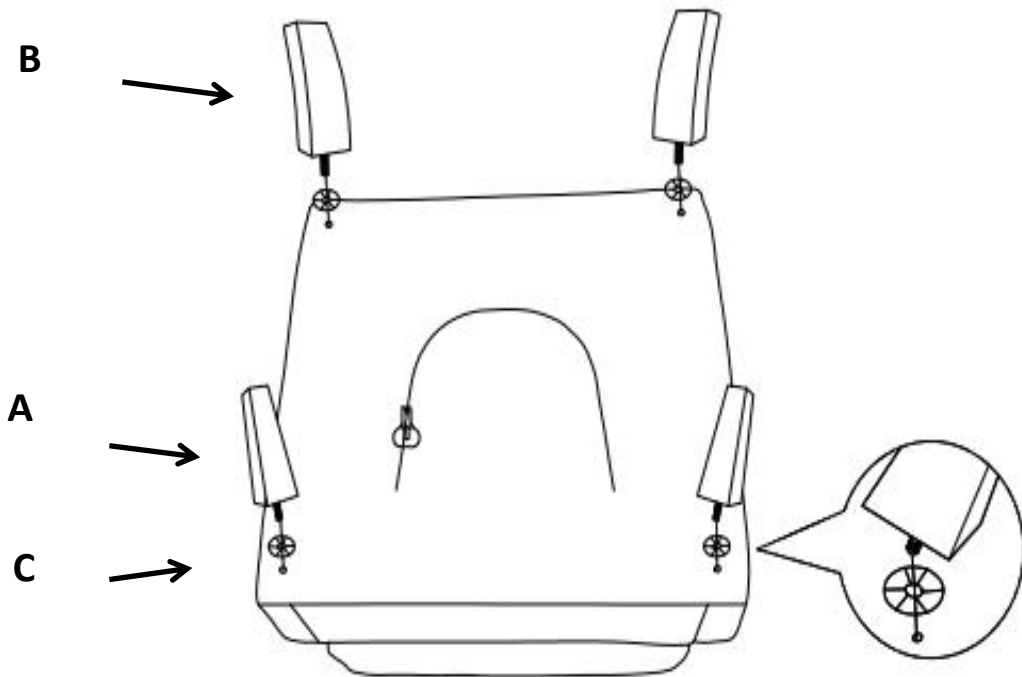


C×6



①

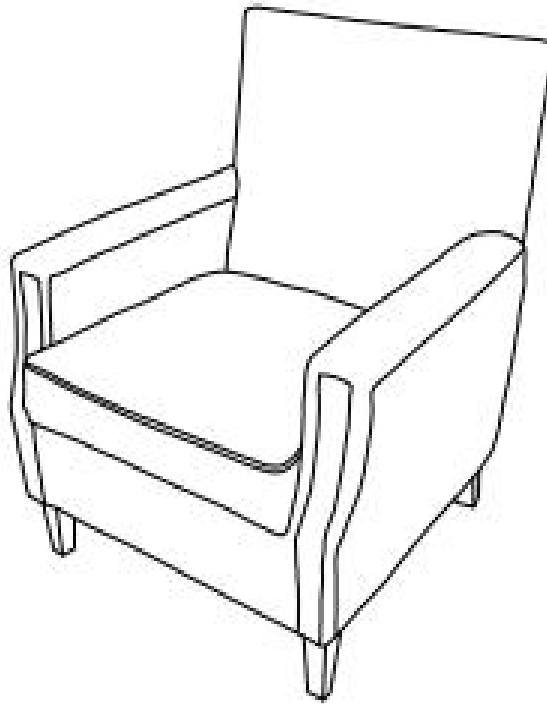
**FIXTURES and FITTINGS ARE LOCATED IN ZIP COMPARTMENT ON UNDERSIDE OF THE CHAIR**



②

# MAINTENANCE AND CARE GUIDE

## ATTICUS CHAIR



### **Maintenance:**

- To clean and care for your furniture:
- Use a soft, clean cloth that will not scratch the surface when dusting.
- Use of furniture polishes is not necessary. Should you choose to use polishes, test first in an inconspicuous area.
- Using solvents of any kind on your furniture may damage the finish.
- Never use water to clean your furniture as it may cause damage to the finish.
- Always use coasters under beverage glasses and flowerpots.
- Liquid spills should be removed immediately. Using a soft clean cloth, blot the spill gently. Avoid rubbing.
- Always use protective pads under hot dishes and plates. Heat can cause chemical changes that may create spotting within the furniture finish.
- Stains or marks from crayons or ink markers will be difficult to remove.
- In the event that your furniture is stained or otherwise damaged during use, we recommend that you call a professional to repair your furniture.
- Check bolts/screws periodically and tighten them if necessary.

### **Care and cleaning:**

- It is best to keep your furniture in a climate-controlled environment. Extreme temperature and humidity changes can cause fading, warping, shrinking and spitting of wood. It is advised to keep furniture away from direct sunlight as sun may damage the finish.
- Proper care and cleaning at home will extend the life of your purchase. Following these important and helpful tips will enhance your furniture as it ages.