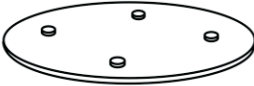
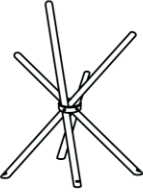



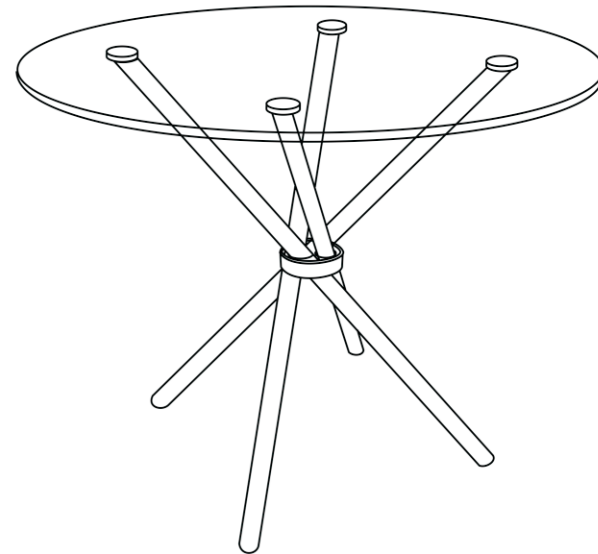
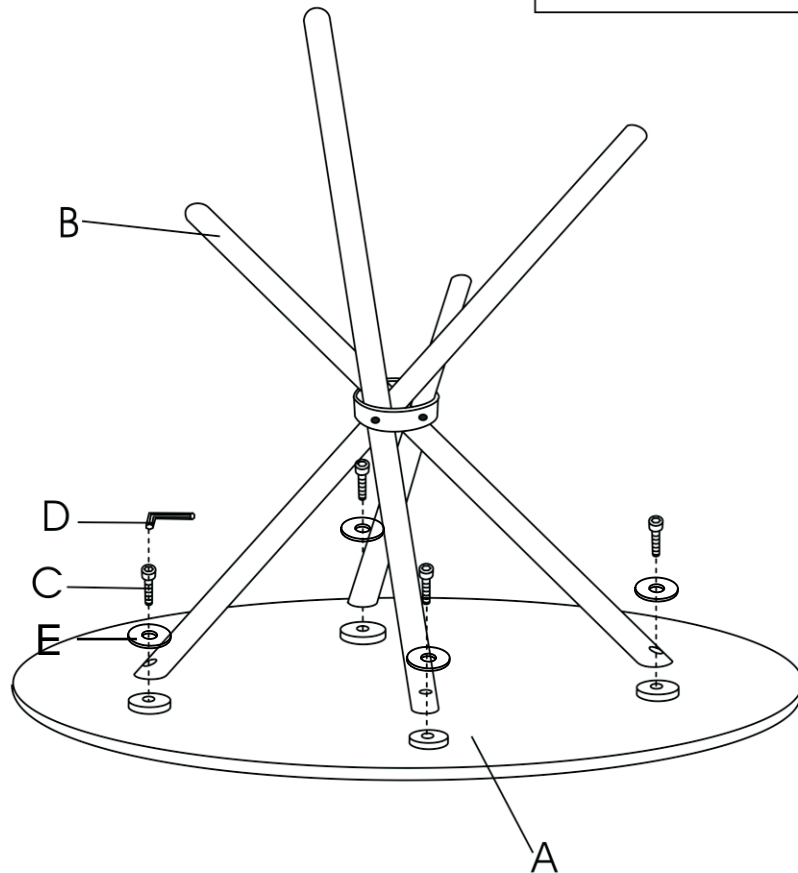


CASA TABLE ASSEMBLY INSTRUCTIONS

PLEASE KEEP THE ORIGINAL PACKAGING UNTIL THE ITEM IS FULLY ASSEMBLED AND IN PLACE. IN THE UNLIKELY EVENT THAT YOU NEED TO RETURN YOUR PRODUCT, IT MUST BE RETURNED IN ITS ORIGINAL PACKAGING TO AVOID FURTHER DAMAGE.

 <p>A.1PC</p>	 <p>B.1PC</p>	 <p>M8x10 C.4PCS</p>	 <p>D.1PC</p>
 <p>M8x16 E.4PCS</p>		<p>PLEASE NOTE:</p> <ul style="list-style-type: none">- Make sure the table legs are the correct way up with the plastic cups at the top.- Carefully position the glass top centrally onto the legs.	



CARE INSTRUCTIONS

Important: Read carefully and retain for future reference

The product you have chosen will give you many years of service if you follow the guidelines below for safe assembly, periodic maintenance and cleaning.

Please check you have all parts listed on your assembly sheet. In the unlikely event that any parts are missing, please contact your retailer immediately.

Do not use any other tools than those listed on your assembly sheet / tools provided. Use of power tools could damage your product and returns would not be accepted back in these circumstances. Use of power tools could also make your product unsafe due to overtightening.

Assemble your product on a soft surface to avoid scratching and also preferably in the room intended for use to avoid having to move the product unnecessarily once assembled.

Please keep the original packing until your item is fully assembled and in place. In the unlikely event you need to return your product. It must be returned back in its original packing to avoid any damage.

Depending on the amount of use your product receives, it may be necessary to tighten the fixings from time to time. This is completely normal for flatpack furniture.

For cleaning please use a clean dry cloth or duster. Use of abrasive or chemical cleaners will most likely scratch or damage the surface of your product. We do not accept returns for damages arising from incorrect care of products.

The surface of this item is not heat resistant. Please use a mat under hot, cold or wet items to prevent marking.